


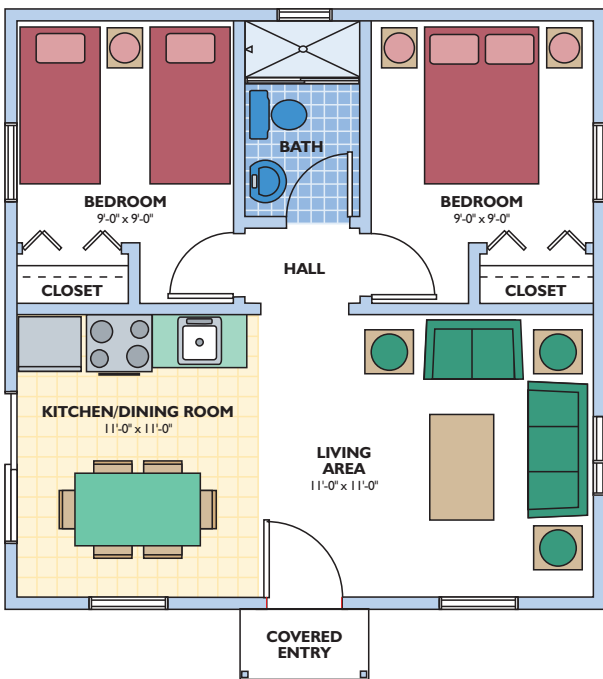
SANIBEL



ENERGY WISE HOME

OVERALL DIMENSIONS

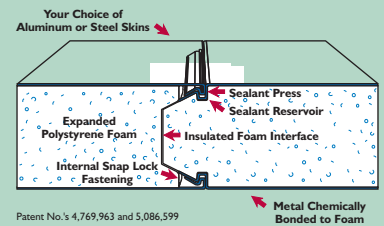
24'-0" x 24'-0"



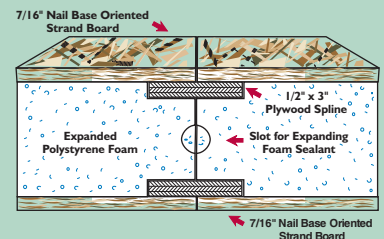
This modest home is perfect as a vacation home or mother-in-law apartment. Available in one or two bedroom floor plans.

Eco-Smart offers a complete line of pre-cut and pre-engineered home and building packages utilizing structural insulated panel technology (SIPs). All packages erect quickly, are stronger than conventional framing and extremely energy efficient. SIPs can be clad in conventional OSB or in steel incorporating the patented Snap-N-Lock panel connection.

Snap-N-LockTM Insulated Panel



Dual Plywood Spline Joint



TOTAL LIVING AREA - 576 SQ. FT.
2 bedroom, 1 bath

Plans and specifications are subject to change without notice. All dimensions are approximate.