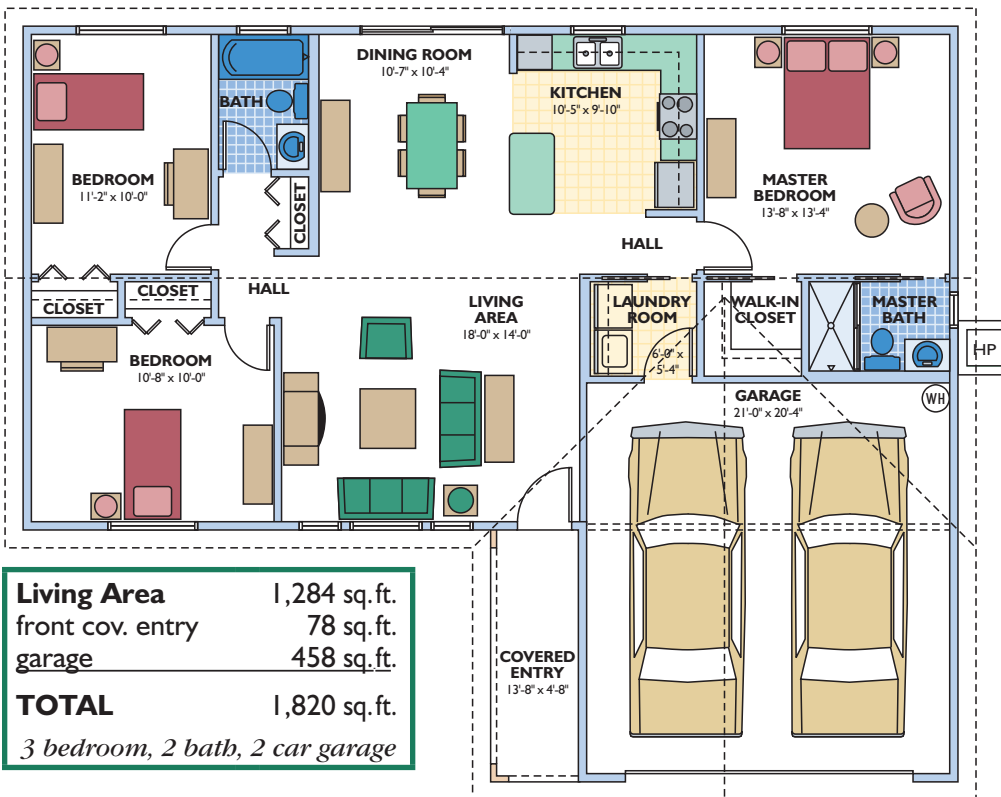



# WESTCHASE

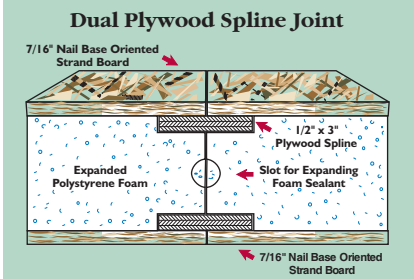
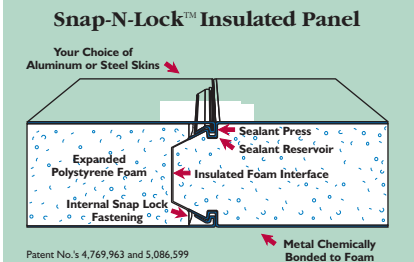
ENERGY WISE HOME

OVERALL DIMENSIONS

52'-0" x 52'-0"



Eco-\$mart offers a complete line of pre-cut and pre-engineered home and building packages utilizing structural insulated panel technology (SIPs). All packages erect quickly, are stronger than conventional framing and extremely energy efficient. SIPs can be clad in conventional OSB or in steel incorporating the patented Snap-N-Lock panel connection.



Living Area	1,284 sq. ft.
front cov. entry	78 sq. ft.
garage	458 sq. ft.
<b>TOTAL</b>	<b>1,820 sq. ft.</b>
3 bedroom, 2 bath, 2 car garage	



The key rooms in any home are where the family spends most of their time: the living area, dining room and of course the kitchen. All three of these rooms are very comfortable in size. The laundry room is another added feature of this model.

Plans and specifications are subject to change without notice. All dimensions are approximate.

**ECO-\$MART, INC**

TOLL FREE:(888)329-2705 info@eco-smart.com www.eco-smart.com