



## Rain Water Harvesting System (RWH)

This illustration depicts a multiple purpose Rain Water Harvesting system (RWH) designed to collect, filter, disinfect, store and reuse rainwater and air conditioning condensate for cooling towers, irrigation and toilet flushing.


The condensate from the air conditioning system is directed together with rainwater to the downspout of the building via an externally sourced engineered drain to a landscaped catchment basin.

The combined water travels by gravity to the commercial Rainwater Basin Filter (RWBF) which is below grade with provisions for easy access for maintenance and cleaning. If gravity alone is unable to transport the water toward the holding tank, an optional Lift Station (LSP) can be employed to collect and pump the water over extended distances. Once the water has been filtered, it travels to a below grade holding tank for storage, again with provisions for easy access for maintenance and cleaning.


The RWH system's advanced monitoring and control modules calculate the flow of water entering the holding tank. When the stored water requires treatment, the system commences a disinfecting circulation which will effectively eliminate all microbiological contamination and maintains a residual disinfecting agent within the holding tank. On demand, treated water from the holding tank is drawn by the RWH pump station and pumped with the aid of a pressure tank (PT Series) if required, to the various water consuming apparatus.

### Pipe color legend


	Rain Water/Air Conditioning Condensate
	Treated Reclaimed Water Line
	Storm Drain Line
	Sewer Line
	To sewer line or Grey Water Recycling System
	Chlorination Line



This illustration is for aesthetic purposes only and certain omissions may be present. It demonstrates the possibilities of the Brac rain water harvesting system and how it could be incorporated into a complex scenario.




1 Air Conditioning, Rainwater  
(Engineered Drain not included)




2 CCCD  
Cross Connection Control Device



3 Catchment Basin



4 Pressure Tank



5 Irrigation



6 Cooling Tower



7 Backwater Valve

RWBF  
Rainwater Basin Filter

Pump Station