



# ULTIMATE PATIO

## SERIES 8900 PATIO DOOR



DESIGNED AND BUILT TO LAST A LIFETIME WITH RELIABLE PERFORMANCE. CONSTRUCTED WITH WEATHER RESISTANCE PVC FRAME AND PANELS. ALL DOORS INCLUDE ENERGY EFFICIENT INSULATED GLASS WITH CARDINAL LOE<sup>2</sup> AS OPTION. AVAILABLE IMPACT OR NON-IMPACT. COLOR OF FRAME: WHITE OR ADOBE. XO-OX-OXO-OXXO

## SERIES 8920 PATIO DOOR

THIS IS NOT JUST ANOTHER PATIO DOOR, BUT THIS DOOR IS DESIGNED TO OFFER THE HOMEOWNER MANY CHOICES AND SIZES. MANUFACTURED WITH HEAVY DUTY ALUMINUM FRAME AND PVC PANELS ALLOWS THIS PATIO DOOR MANY CONFIGURATING CHOICES. XX-XXX-XXXX BY PASS OR POCKET. IMPACT OR NON-IMPACT. COLOR OF FRAME: WHITE OR ADOBE



## SERIES 8950/8960 PATIO DOOR

ALL ALUMINUM PATIO DOOR, ALUMINUM FRAME-ALUMINUM PANEL. THIS DOOR IS DESIGNED TO MEET OR EXCEED SOUTH FLORIDA BUILDING CODE REQUIREMENTS. 8950 AVAILABLE IN 3" PROFILE-8960 AVAILABLE IN 5" PROFILE. 8950/8960 AVAILABLE IN MULTIPLE CONFIGURATIONS: XX-XXX-XXXX BY-PASS OR POCKET COLOR OF PANEL: WHITE, BRONZE OR ADOBE

•HVHZ & ASTM APPROVED

•CARDINAL LOE<sup>2</sup> GLASS

•IMPACT AND NON-IMPACT

•PVC PANELS UP TO 8' HT.

•3" ALUM. PANELS UP TO 8'

•5" ALUM. PANELS UP TO 10'

•AVAILABLE IN 3" OR 5" ALUM. PROFILE

•THE INVISIBLE ENERGY APPLIANCE™

•20 YEAR WARRANTY-FRAME & GLASS


enviro  sealed  
windows™

-FLORIDA MADE FOR

# DOOR SERIES

90° & 135° DESIGNER PATIO DOOR

"THE CORNER DOOR"





AVAILABLE WITH PVC OR ALUMINUM PANELS  
XX-XXX-XXXX POCKET OR BY-PASS



AVAILABLE WHITE-ADOBE PVC  
OR WHITE-BRONZE-ADOBE  
ALUMINUM

THIS BEAUTIFULLY ENGINEERED SLIDING PATIO  
DOOR ALLOWS YOU TO BRING THE BEAUTY OF  
THE OUTDOORS INTO YOUR HOME WHILE  
KEEPING THE ELEMENTS OUT.  
THIS DESIGNER SERIES IS TRULY THE COASTAL  
IMPACT OR NON-IMPACT ULTIMATE SLIDING  
PATIO DOOR.

1" INSULATED OR  
INSULATED IMPACT GLASS



HEAVY DUTY COASTAL TRACK  
MULTI-POINT LOCK



INTERIOR &  
EXTERIOR HANDLES



THE FLORIDA TRADE-