


LCM-IE

**INTERIOR / EXTERIOR
Lighting Control System**

APPLICATIONS

- Aircraft Hangars
- Gymnasiums
- Offices
- Parking Decks
- Parking Lots
- Retail Outlets
- Schools
- Warehouses



PROJECT	
LOCATION	

FEATURES

- 2, 3, 4 or 6 individual zones, each with Photo Control, Time Clock Scheduling, Remote Switching and Timed Override with after hours Sweep Sequence
- Factory-preprogrammed, field-configurable controller offers eight configuration modes per zone
- Menu-driven LCD screens and front control buttons allow for easy adjustment of ON and OFF set points
- Accumulated run time hours are logged
- 20A zone relays include integrated HAND-OFF-AUTO (HOA) switches
- Load switching options are available with factory wired 4 or 8-pole 20A lighting contactors
- Base panel accommodates up to one photodiode sensor per zone, available in Indoor, Outdoor, Atrium and Skylight configurations
- Photo mode can be configured for setup (no timers) or auto (full program)
- Photo sensor input time delay prevents intermittent or false switching
- Adjustable hold-on timer prevents HID lighting from short-cycling
- Time Clock configurable as 7-day with two ON /OFF events per day; or 7-day with Timed Override and Sweep Sequence
- Compliant to Title 24
- 2-year warranty

DESCRIPTION

The LCM-IE series control panel is a cost-effective and easily configurable stand-alone contactor-based lighting control system with programming specifically optimized for basic interior and/or exterior applications. It is capable of supporting 2, 3, 4 or 6 zones with photo control, basic time clock, remote switching and timed override with sweep sequence programs for each zone.

A maximum of four (4) contactors can be accommodated in each 2- or 3-zone and six (6) contactors in each 4- or 6-zone main panel. In addition, up to twelve (12) contactors are available in each expansion panel. Contactors are available in 4- and 8-pole configurations.

The four line LCD screen prompts the user to enter photo sensor set point limits and time schedules which are saved in flash

memory. Adjustments to the settings and schedules can be made with pushbuttons on the controller face.

Timed functions are controlled by an internal real-time clock. The battery-backed clock is accurate to one second per month and can be adjusted for drift. Timed circuits are automatically adjusted for daylight savings time and leap year unless otherwise specified.

The LCM-IE series advantages include stability, versatility, quality and accuracy. Once mounted, the sensor, power, and lighting loads need only to be wired and the LCM is ready to operate. The system controller has specific application control strategies that are matched with the appropriate sensor to create optimal packaging and system efficiency.

Distributed by:

Eco-Smart, Inc.

TOLL FREE: (888)329-2705

FAX: (941)377-9460

info@eco-smart.com

www.eco-smart.com

TECHNICAL DATA - LCM-IE SERIES

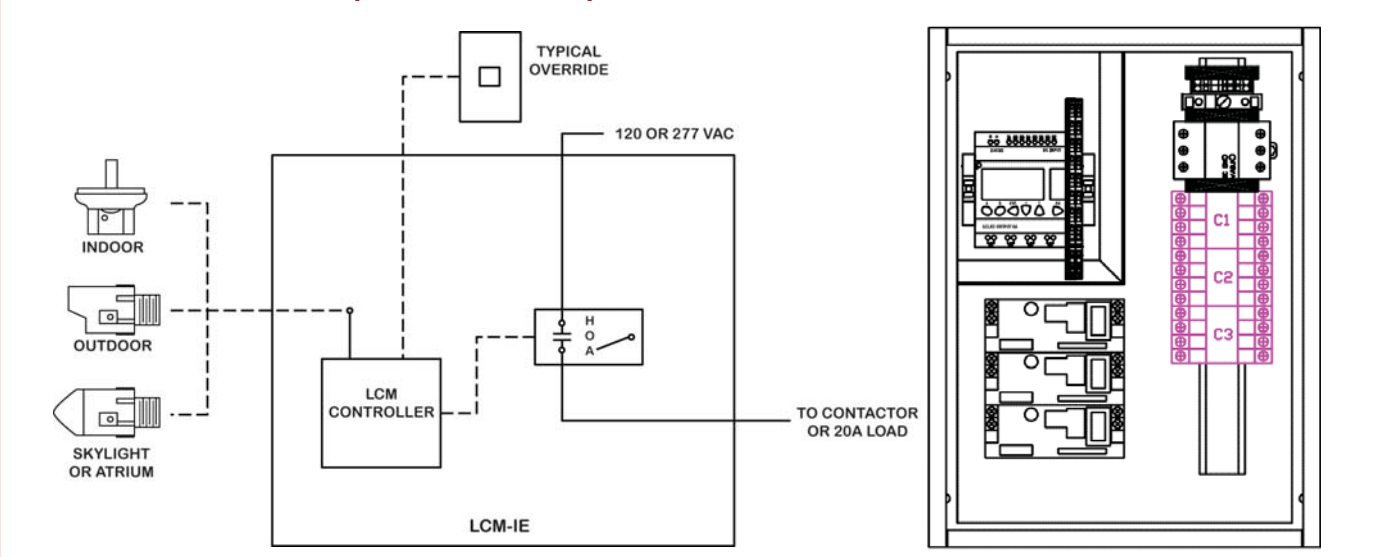
Input Voltage: 120VAC or 277VAC
 Output Zones: Two-, three-, four- or six zone relays controlling optional 20A (4- or 8-pole) lighting contactors
 Control Modes: Displayed on LCD mode screen:
 SETUP: Photo set point control - No timers
 AUTO: Photo sensor control with timers (ON at low, OFF at high set points)
 Input Time Delay: Photo sensor: 60-seconds (setup mode override)
 Hold-On-Timer: Time clock: 30-minutes (setup mode override)
 Override Switch: Internal Hand - Off - Auto (HOA), integrated in zone relay
 Control Inputs: CES Style 1-10V Photosensor; low voltage momentary ON/OFF Remote Switch(s)
 Enclosure Dimensions: 2- or 3-Zone: 16"H x 12"W x 6"D (NEMA-1 Surface Mount Enclosure)
 4- or 6-Zone: 18"H x 18"W x 6"D (NEMA-1 Surface Mount Enclosure)
 Operating Temperature: 32° to 104°F (0° to 40°C)
 Approvals: Compliant with Title 24 ; UL508A

Optional AEG Contactor Rating:
 General Purpose: 30A/600V
 Lighting Ballast: 30A/ 600V
 Tungsten load (general lighting) 20A/277V

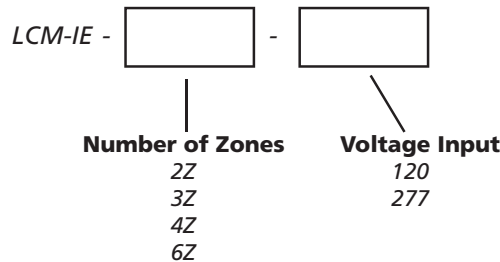
ZONE PROGRAMMING CONFIGURATION MODES

Code	Description	Key Application(s)
1	Exterior - Photo Control	Security lighting
2	Exterior - Time Schedule	Canopy lighting
3	Exterior - Photo Control + Time Schedule	Sign lighting
4	Interior HID - Time Schedule + Remote Switch	General lighting; suitable for HID applications
5	Interior HID - Photo Control + Time Schedule + Remote Switch	Atriums, skylights; suitable for HID applications
6	Exterior - Photo Control w/ Maintenance Timed Override	Enhanced security, sign lighting
7	Interior - Time Schedule + Remote Switch + Sweep Sequence	Interior Time Schedule, daylight harvesting
8	Interior - Photo + Time + Remote Switch + Sweep Sequence	Interior, daylight harvesting, exterior lighting

CONNECTION DRAWING (TYPICAL 3 ZONE)



ORDERING INFORMATION



OPTIONS / ACCESSORIES [] — See LCM-Series Accessories Selection Matrix

Distributed by:

Eco-Smart, Inc.

TOLL FREE: (888)329-2705 info@eco-smart.com www.eco-smart.com

