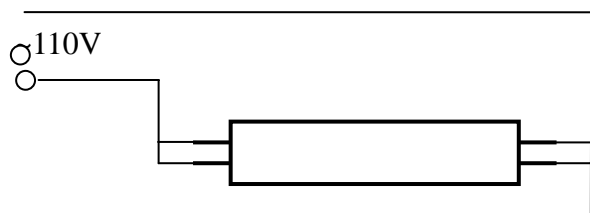
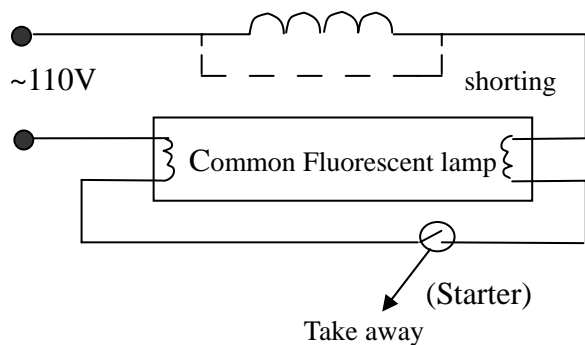


LED Fluorescent lamp instruction guide line multi-cell LED Semiconductors Fluorescent circuit



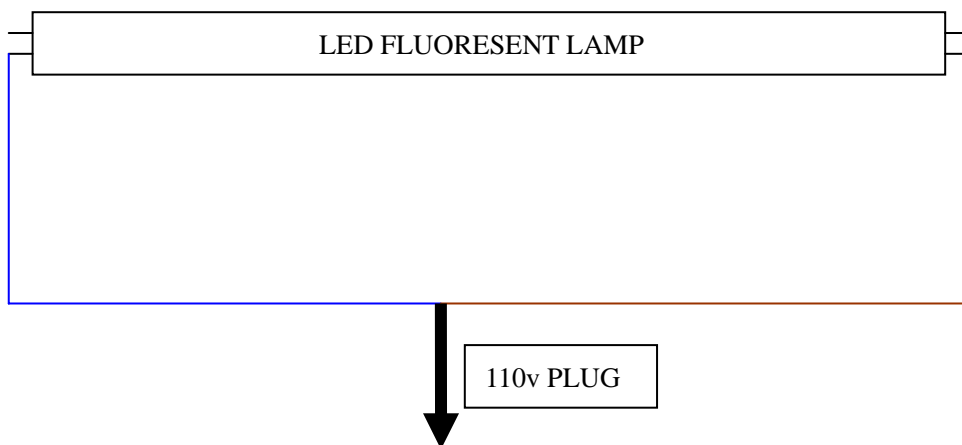
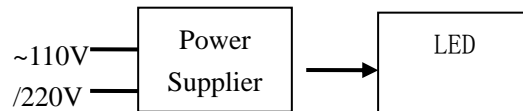
Replacing the common Fluorescent lamp as the following circuit and instruction: (Ballast)



Instruction:

Take away the common Fluorescent lamp, and take out the starter and ballast or shorting the ballast connect lines, and then put on the LED Fluorescent lamp.

LED Fluorescent lamp working Block diagram



Remark : The lamps can be put into the fluorescent fixture, disconnect the ballast and starter before plug the lamps in.